



Quality Profile 2018-19



Message From The

SUPERINTENDENT

Dear District Residents,

On behalf of the Board of Education, students and staff of Bellbrook-Sugarcreek Schools, we are pleased to present our **inaugural Quality Profile**.

There were a lot of successes in the 2018-19 school year, and you will see many of them reflected throughout this publication. We are always focused on providing a well-rounded experience that empowers our learners to be responsible decision-makers and effective problem-solvers; persevere in the achievement of life goals; contribute to communities locally and beyond; and embrace learning as a lifelong process.

Not only do our outstanding, dedicated teachers and staff do an excellent job educating our children, the district is consistently recognized for this effort and ranked among the best locally and across the state. **We received an “A” on the 2018 State School Report card** and were **one of only 28 districts in the state to receive this grade**. The district's **graduation rate of 96.4%** earned an “A” on the state report card, student **attendance rate is 96.2%**, and the number of 3rd graders that met the Third Grade Reading Guarantee was 100%.

Added to that, niche.com recently ranked the district as the **#1 public school district in Greene County; #1 as the best place to teach in Greene County**; and #3 as the safest school districts in the Dayton area. Additionally, **U.S. News & World Report recently ranked Bellbrook High School in the top 10% of Ohio high schools and #3 in the Dayton area**.

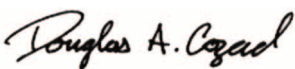
These are incredible accomplishments that reflect the incredible commitment we have to our students and to this community.

I am proud of all of this work, but the **single most important issue facing our schools right now is our budget**. Last year, we cut and reduced our budget while continuing to operate on fewer dollars and balancing fairly flat revenue and inflationary cost increases. And with the loss at the ballot this past May, **we are to the point where cuts and reductions are hitting straight to the classroom and student experience**. There is no way around it - much like one's home budget we simply cannot fund what we can no longer afford.

So while we reflect on some highlights from last school year, we must also keep in mind that **this will be a critical, defining year for Bellbrook-Sugarcreek Schools**. I promise to keep you informed about what is happening in our schools as well as decisions we will have to make as a community – after all, **these schools belong to the community and your input and involvement is critical to their success**.

I am honored to serve as your superintendent and I look forward to what the future has in store for us.

Respectfully,



Douglas A. Cozad, PhD

Superintendent





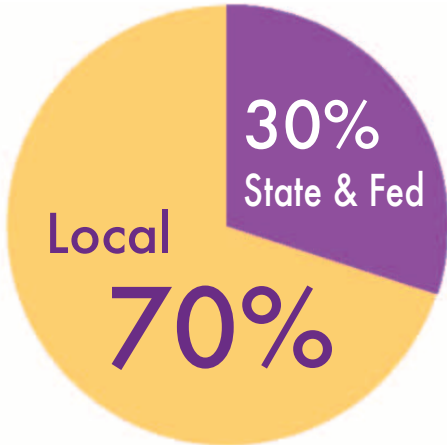
Fiscal Responsibility

\$11,576 Cost per pupil in the district...about **\$400 below** the state average.

\$3,317 Amount the **district receives from the state** per pupil.

District Revenue

Expenditures



- 57%** Employee salaries and wages
- 20%** Employee Retirement and Insurance
- 16%** Purchased Services
- 4%** Supplies and materials
- 2%** Other Objects (Debt services, due, etc)
- 1%** Capital Outlay

Recognized with the State of Ohio Auditor's Award for the 5th year in a row for excellence in financial reporting



\$500,000 Amount district reduced its budget in summer 2018.

Amount of Phase I budget reductions as a result of the loss at the ballot in May 2019.

\$813,000



Academic Life

1

of 28 school districts in Ohio to have earned an "A" on the 2018 State Report Card.

\$4 Million

Scholarships
offered to the
Class of 2019.



95% of the Class of 2019 is attending college or joined the military.

15 - AP Courses Offered

AP[®]

18

College Credit Plus (CCP) courses offered at BHS, giving students the opportunity to earn college credit without leaving BHS.

100% of third graders met Third Grade Reading Guarantee, Ohio's program to identify students from kindergarten through grade 3 that are behind in reading.

1,996

College credits
earned by BHS
students



Opportunities Above & Beyond

20 VARSITY SPORTS



FOUR student-athletes were offered athletic scholarships to college.

66% of high school students participated in an extracurricular sport, music or arts program.



The Indoor Percussion Ensemble advanced to the WGI semifinals for the 6th straight season, finishing 19th in their division.

BCI and BMS had teams compete at the Math Pentathlon in Indianapolis.

3,000

Hours logged in community service by JROTC.

For the 2nd time in Bellbrook High School history, the **Bellbrook World Guard advanced to World Class Finals**, placing 15th out of world color guard teams across the country.

70% of 7th and 8th grade students participated in an extracurricular activity.



Student Experiences

100%

of students in grades K-12 have access to 1:1 technology.

100%

of students in K-12 have access to STEM programming.

100%

of students in K-12 have access to art, physical education and music classes during the school day.

77%

of certified staff hold a Master's degree.

20



languages spoken in district homes

115

High school credits earned by middle school students


10 editions published of the Eagle View News, the district's student-led newspaper.

8 episodes created of The Egg Podcast, the district's student-run podcast.



\$30,600

Money raised and/or donated by the PTO to support classroom and school activities.





Bellbrook-Sugarcreek Schools
3757 Upper Bellbrook Road
Bellbrook, OH 45305

Bellbrook-Sugarcreek School District Accolades

The Washington Post

— THE HIGH SCHOOL CHALLENGE —

2011-2017

Ranked 39th in Ohio and
in the top 10% in the USA!



2007, 2008,
2012-2019



BCI 2018
BHS 2019

Newsweek
AMERICA'S BEST
HIGH SCHOOLS



District received an
overall A on the state
report card in 2018

#1 public school district in Greene County

#1 as the best place to teach in Greene County

#3 as the safest school districts in the Davton area

